




ROTOM HAMMER HOG (DROP FED)

DROP-FED ROTOM HAMMER HOGS ENSURE HIGH-CAPACITY WASTE WOOD PROCESSING

The Bruks Rotom hammer hog is an incredibly robust, reliable waste wood processing machine, offering a long service life even under high-use, demanding conditions. Hammer hog machinery components can be easily accessed for maintenance and can be turned to ensure maximum wear before replacement. It is also possible to tailor hammers and tips to individual waste wood processing applications.

If an operator can benefit from natural forces, such as gravity, during manufacturing processes, this can be a valuable asset. Drop-fed wood waste-processing units, such as our Rotom hammer hogs, are no exception, and in addition to durability are highly energy efficient as well.

Sharing many of the same proven design characteristics as its horizontal-fed counterpart, the drop-fed hammer hog unit is available in a range of standard sizes and is capable of processing wood waste up to a capacity of over 375 (standard) m³/h.



Drop-fed hammer hog units can easily process many different types of materials like bark, forest residues, industrial wood waste and sawmill waste. They have a compact, robust design, which is easy to service and maintain, and offer reliable performance.

FACTS


PRODUCT AREA:

- Wood Residue Processing


SCAN THE QR-CODE:

And view the Page online, where you will have access to more information

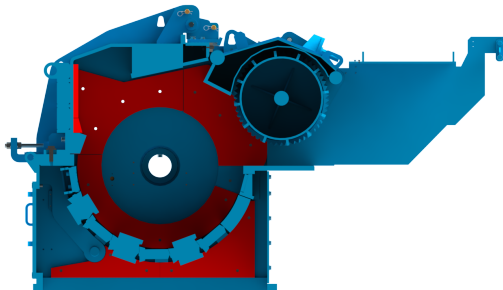




The hammer design and configuration depends on each individual hammer hog; this rotor includes fixing and flying hammers.



Hammer hog screens, included in the screening and milling segments, can be designed in various ways, in accordance with each customer's specific applications. Screening segments are easily accessible for maintenance and can be turned, maximizing their use.



Wear plates inside the hammer hog machine housing are also replaceable, ensuring the hammer hog's long-life operation.

TECHNICAL TABLE

Type	Rotor ø mm	Weight Hammer kg	Thickness Sidewall mm	Thickness Wear Plates mm	Motor Power kW
8-8	800	13	20	30	90-132
8-10	800	13	25	30	110-160
10-10	1000	20	25	30	132-200
10-12	1000	20	25	30	160-250
12-12	1200	25	30	40	200-315
12-16	1200	25	30	40	250-315
12-18	1200	25	30	40	250-315
15-12	1500	55	40	50	250-400
15-16	1500	55	40	50	355-560
15-20	1500	55	40	50	400-710

RELATED PRODUCTS WITHIN THE SAME PRODUCT AREA:

- [Residue Upgrader RU 14-4](#)
- [Rotom hammer hog \(drop fed\)](#)
- [Rotom hammer hog \(horizontal fed\)](#)